

Product Fact Sheet

Catena Modular Sofa Collection



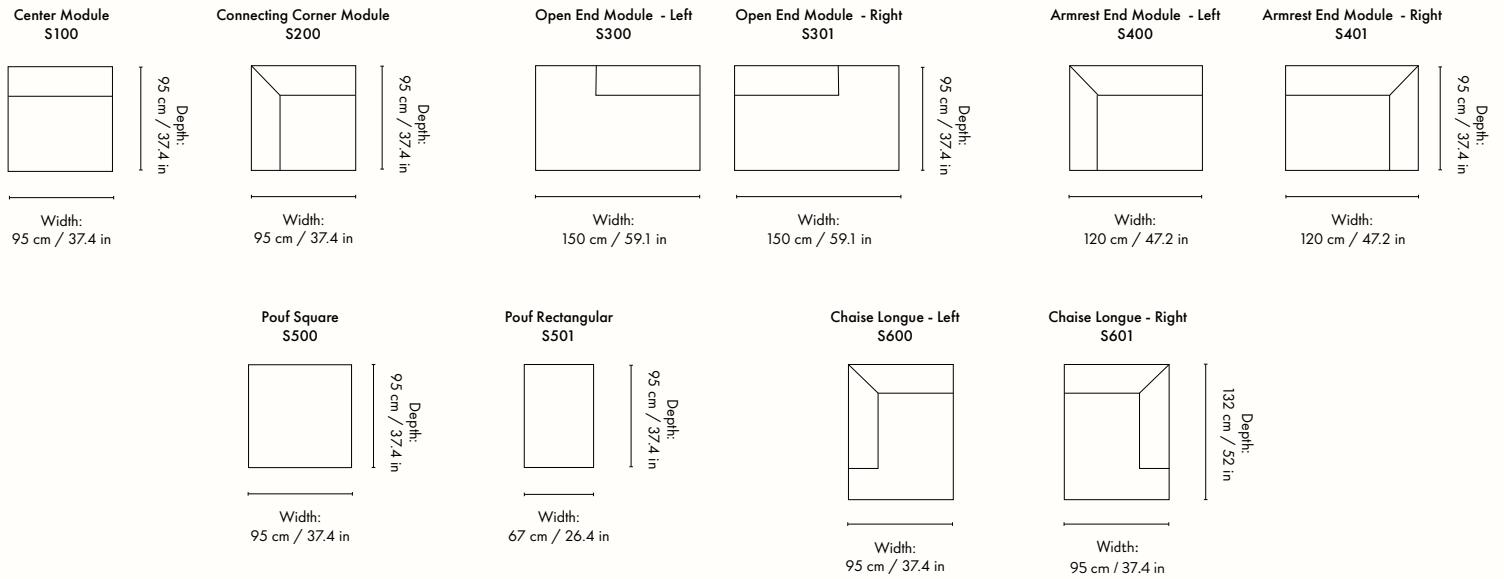
ferm
L I V I N G



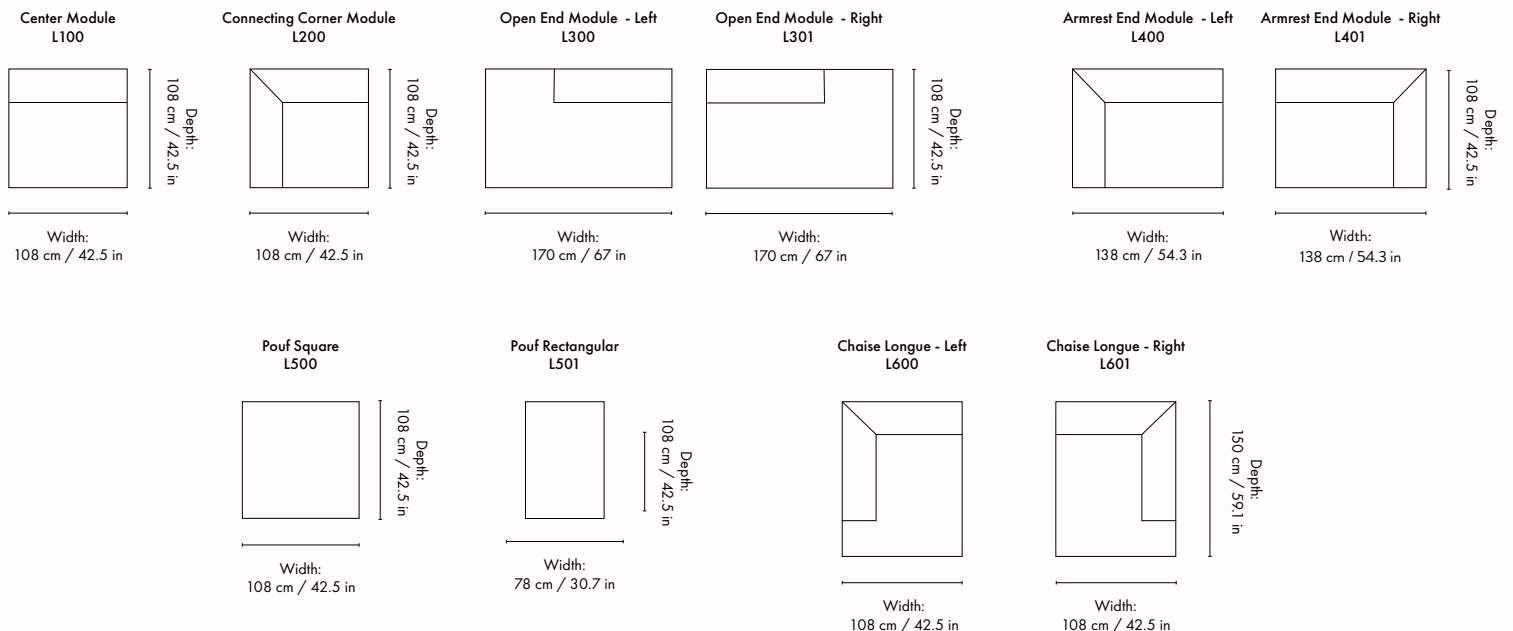
Catena Modular Sofa

Update soft text: The embracing, beanbag-inspired shape of our low-slung Catena sofa is generously dimensioned for all-out relaxation and cosiness: we call it low living. Distinguished by soft curves and top-stitched seams, the homely, module-based designs are made with innovative microcellular foam that ensures maximum comfort as well as durability. The series comprises twenty individual modules that can be combined in multiple ways to create the desired expression. Designed with the needs of the modern consumer in mind, the sofa now features a convenient, removeable cover, which can be easily removed for cleaning. Discrete Velcro fastenings underneath the sofa hold the cover neatly in place. Additionally, the inner structure of the Catena sofa is constructed with FSC™ certified wood.

Catena module overview — small version



Catena module overview — large version



Catena Sofa - Chaise Longue

Design by ferm LIVING

Product details

Provided with connection system to link modules together
Manufactured in Italy

Module numbers

Chaise Longue - Small - Left - S600
Chaise Longue - Small - Right - S601
Chaise Longue - Large - Left - L600
Chaise Longue - Large - Right - L601

Dimensions

Chaise Longue - Small

Height: 76 cm / 30 in
Width: 95 cm / 37.4 in
Depth: 132 cm / 52 in
Seat height: 42 cm / 16.5 in
Seat depth: 107 cm / 42.1 in
Backrest height: 34 cm / 13.4 in
Weight: 39 kg

Chaise Longue - Large

Height: 76 cm / 30 in
Width: 108 cm / 42.5 in
Depth: 150 cm / 59.1 in
Seat height: 42 cm / 16.5 in
Seat depth: 130 cm / 51.2 in
Backrest height: 34 cm / 30.7 in
Weight: 48 kg

Materials and construction

Removable cover. High-density cold foam covered with soft padding for extra comfort on inner wooden structure. The construction ensures excellent comfort, low distortion, high resistance to tears and tensile force, as well as outstanding breathability.

Feet: Black polypropylene
FSC™ Mix certified wood

Care

Please see fermiving.com for care and maintenance instructions

Packsize

1

Attention

This seating is tested to meet relevant strength and durability standards. Tests are based on a person's weight of 110 kg / 242 lb

Test

EN 16139:2013

Furniture - Strength, durability, stability and safety
Requirements for non-domestic seating

Foam fire rating:

CAL117-2013 - pass
BS 5852 Crib5 - on request



Chaise Longue - Small
Left - S600 - 95 x 132 cm



Chaise Longue - Large
Left - L600 - 108 x 150 cm



Chaise Longue - Small
Right - S601 - 95 x 132 cm



Chaise Longue - Large
Right - L601 - 108 x 150 cm

REMOVABLE COVER

Customisation Options

Fabric qualities



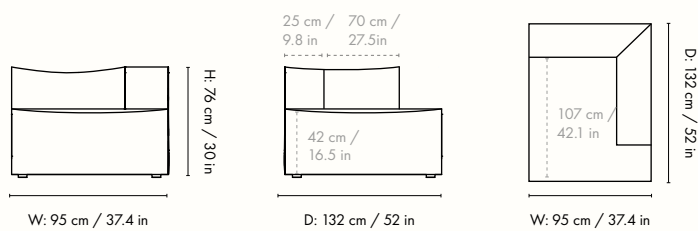
To see the specifications of each fabric and available colour assortment please go to the fabric and leather overview



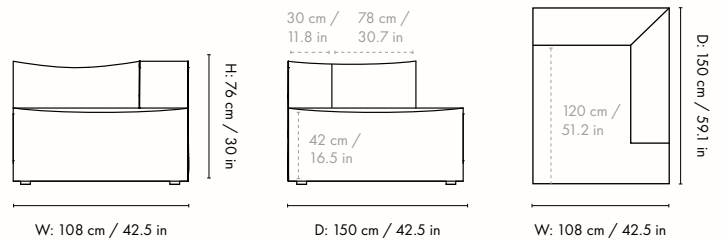
The mark of responsible forestry

Measurements

Chaise longue - small



Chaise longue - large



REMOVABLE COVER

Catena Sofa - Center Module

Design by ferm LIVING

Product details

Provided with connection system to link modules together
Manufactured in Italy

Module numbers

Center Module - Small - S100
Center Module - Large - L100

Dimensions

Center Module - Small

Height: 76 cm / 30 in
Width: 95 cm / 37.4 in
Depth: 95 cm / 37.4 in
Seat height: 42 cm / 16.5 in
Seat depth: 70 cm / 27.6 in
Backrest height: 34 cm / 13.4 in
Weight: 30 kg

Center Module - Large

Height: 76 cm / 30 in
Width: 108 cm / 42.5 in
Depth: 108 cm / 42.5 in
Seat height: 42 cm / 16.5 in
Seat depth: 73 cm / 30.7 in
Backrest height: 34 cm / 13.4 in
Weight: 35 kg

Materials and construction

Removable cover. High-density cold foam covered with soft padding for extra comfort on inner wooden structure. The construction ensures excellent comfort, low distortion, high resistance to tears and tensile force, as well as outstanding breathability.

Feet: Black polypropylene
FSC™ Mix certified wood

Care

Please see fermliving.com for care and maintenance instructions

Packsize

1

Attention

This seating is tested to meet relevant strength and durability standards.
Tests are based on a person's weight of 110 kg / 242 lb

Test

EN 16139:2013
Furniture - Strength, durability, stability and safety
Requirements for non-domestic seating

Foam fire rating:

CAL117-2013 - pass
BS 5852 Crib5 - on request



Center Module - Small
S100 - 95 x 95 cm

Center Module - Large
L100 - 108 x 108 cm

Customisation Options

Fabric qualities



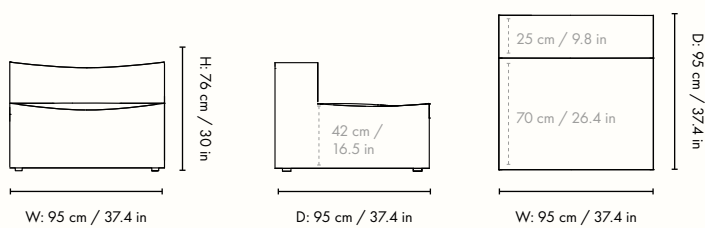
To see the specifications of each fabric and available colour assortment please go to the fabric and leather overview



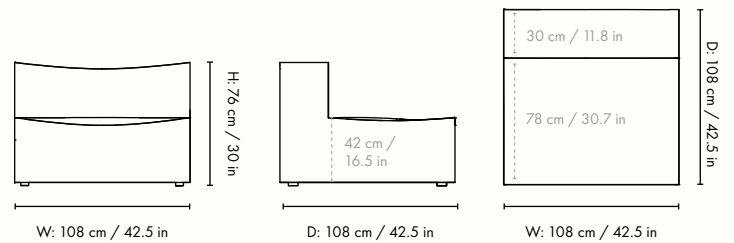
The mark of responsible forestry

Measurements

Center module - S100



Center module - L100





Catena Sofa - Connecting Corner Module

Design by ferm LIVING

Product details

Provided with connection system to link modules together
Manufactured in Italy

Module numbers

Connecting Corner Module - Small - S200
Connecting Corner Module - Large - L200

Dimensions

Connecting Corner Module - Small

Height: 76 cm / 30 in
Width: 95 cm / 37.4 in
Depth: 95 cm / 37.4 in
Seat height: 42 cm / 16.5 in
Seat depth: 70 cm / 27.6 in
Backrest height: 34 cm / 13.4 in
Weight: 32 kg

Connecting Corner Module - Large

Height: 76 cm / 30 in
Width: 108 cm / 42.5 in
Depth: 108 cm / 42.5 in
Seat height: 42 cm / 16.5 in
Seat depth: 78 cm / 32.7 in
Backrest height: 34 cm / 30.7 in
Weight: 38 kg

Materials and construction

Removable cover. High-density cold foam covered with soft padding for extra comfort on inner wooden structure. The construction ensures excellent comfort, low distortion, high resistance to tears and tensile force, as well as outstanding breathability.

Feet: Black polypropylene
FSC™ Mix certified wood

Care

Please see fermliving.com for care and maintenance instructions

Packsize

1

Attention

The corner module can not be used as an end module.
Please use the Armrest End Module instead.
This seating is tested to meet relevant strength and durability standards
Tests are based on a person's weight of 110 kg / 242 lb

Test

EN 16139:2013

Furniture - Strength, durability, stability and safety
Requirements for non-domestic seating

Foam fire rating:

CAL117-2013 - pass
BS 5852 Crib5 - on request



Connecting Corner Module - Small
S200 - 95 x 95 cm



Connecting Corner Module - Large
L200 - 108 x 108 cm

Customisation Options

Fabric qualities



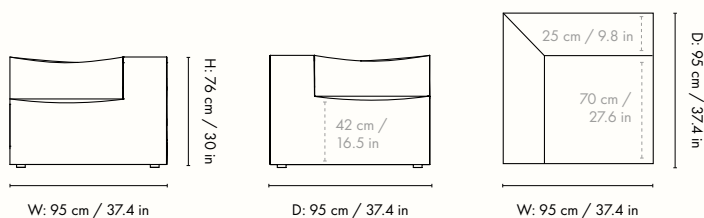
To see the specifications of each fabric and available colour assortment please go to the fabric and leather overview



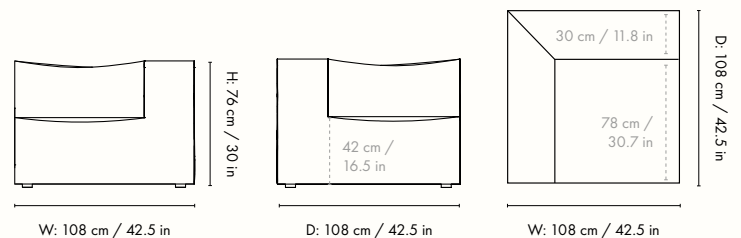
The mark of responsible forestry

Measurements

Connecting corner module - S200



Connecting corner module - L200



Catena Sofa - Armrest End Module

Design by ferm LIVING

Product details

Provided with connection system to link modules together
Manufactured in Italy

Module numbers

Armrest End Module - Small - Left - S400
Armrest End Module - Small - Right - S401
Armrest End Module - Large - Left - L400
Armrest End Module - Large - Right - L401

Dimensions

Armrest End Module - Small

Height: 76 cm / 30 in
Width: 120 cm / 47.2 in
Depth: 95 cm / 37 in
Seat height: 42 cm / 16.5 in
Seat depth: 70 cm / 27.6 in
Backrest height: 34 cm / 13.4 in
Weight: 40 kg

Armrest End Module - Large

Height: 76 cm / 30 in
Width: 138 cm / 54.3 in
Depth: 108 cm / 42.5 in
Seat height: 42 cm / 16.5 in
Seat depth: 78 cm / 30.7 in
Backrest height: 34 cm / 13.4 in
Weight: 47 kg

Materials and construction

Removable cover. High-density cold foam covered with soft padding for extra comfort on inner wooden structure. The construction ensures excellent comfort, low distortion, high resistance to tears and tensile force, as well as outstanding breathability.
Feet: Black polypropylene
FSC™ Mix certified wood

Care

Please see fermiving.com for care and maintenance instructions

Packsize

1

Attention

This seating is tested to meet relevant strength and durability standards.
Tests are based on a person's weight of 110 kg / 242 lb

Test

EN 16139:2013

Furniture - Strength, durability, stability and safety
Requirements for non-domestic seating

Foam fire rating:

CAL117-2013 - pass
BS 5852 Crib5 - on request



Armrest End Module - Small
Left - S400 - 120 x 95 cm



Armrest End Module - Large
Left - L400 - 138 x 108 cm



Armrest End Module - Small
Right - S401 - 120 x 95 cm



Armrest End Module - Large
Right - L401 - 138 x 108 cm

REMOVABLE COVER

Customisation Options

Fabric qualities

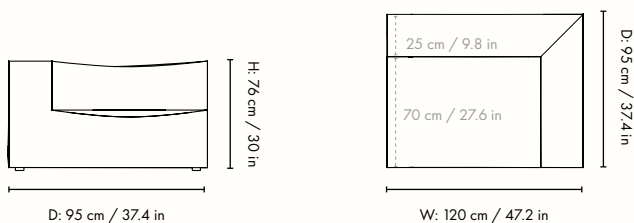


To see the specifications of each fabric and available colour assortment please go to the fabric and leather overview

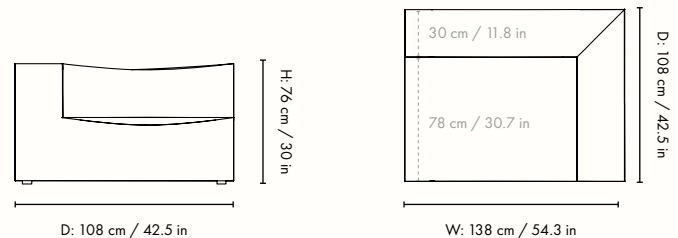


Measurements

Armrest end module - small



Armrest end module - large



Catena Sofa - Open End Module

Design by ferm LIVING

Product details

Provided with connection system to link modules together
Manufactured in Italy

Module numbers

Open End Module - Small - Left - S300
Open End Module - Small - Right - S301
Open End Module - Large - Left - L300
Open End Module - Large - Right - L301

Dimensions

Open End Module - Small

Height: 76 cm / 30 in
Width: 150 cm / 59.1 in
Depth: 95 cm / 37.2 in
Seat height: 42 cm / 16.5 in
Seat depth: 70 cm / 27.6 in
Backrest height: 34 cm / 13.4 in
Weight: 39 kg

Open End Module - Large

Height: 76 cm / 30 in
Width: 170 cm / 67 in
Depth: 108 cm / 42.5 in
Seat height: 42 cm / 16.5 in
Seat depth: 78 cm / 30.7 in
Backrest height: 34 cm / 13.4 in
Weight: 47 kg

Materials and construction

Removable cover. High-density cold foam covered with soft padding for extra comfort on inner wooden structure. The construction ensures excellent comfort, low distortion, high resistance to tears and tensile force, as well as outstanding breathability.
Feet: Black polypropylene
FSC™ Mix certified wood

Care

Please see fermiving.com for care and maintenance instructions

Packsize

1

Attention

This seating is tested to meet relevant strength and durability standards.
Tests are based on a person's weight of 110 kg / 242 lb

Test

EN 16139:2013

Furniture - Strength, durability, stability and safety
Requirements for non-domestic seating

Foam fire rating:

CAL117-2013 - pass
BS 5852 Crib5 - on request



Open End Module - Small
Right - S301 - 150 x 95 cm



Open End Module - Large
Right - L301 - 170 x 108 cm



Open End Module - Small
Left - S300 - 150 x 95 cm



Open End Module - Large
Left - L300 - 170 x 108 cm

Customisation Options

Fabric qualities



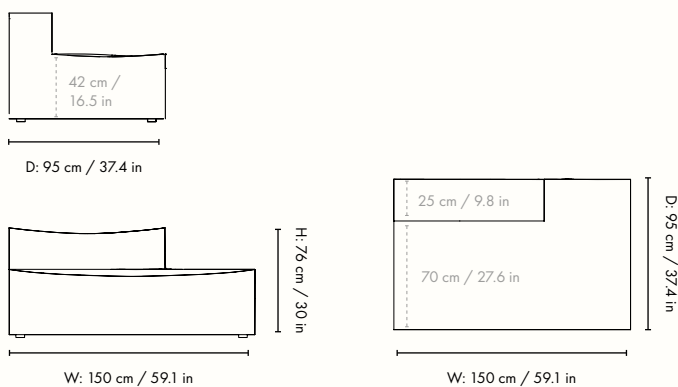
To see the specifications of each fabric and available colour assortment please go to the fabric and leather overview



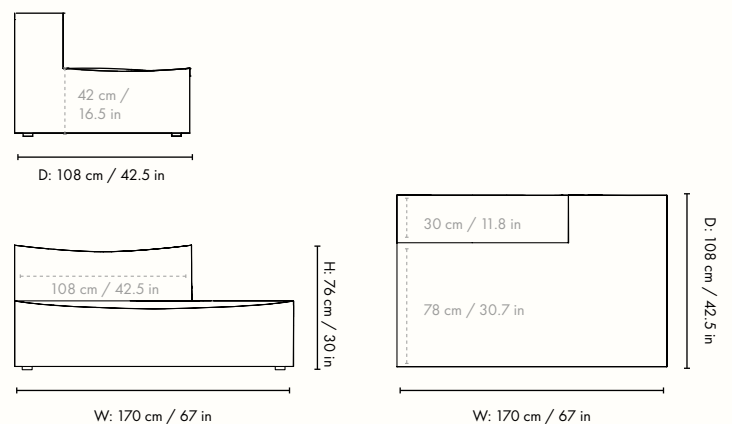
The mark of responsible forestry

Measurements

Open end module - small



Open end module - large





Catena Pouf - Square

Design by ferm LIVING

Product details

Provided with connection system to link modules together
Manufactured in Italy

Module numbers

Pouf Square - Small - S500
Pouf Square - Large - L500

Dimensions

Pouf Square - Small - S500
Height: 42 cm / 16.5 in
Width: 95 cm / 37.4 in
Depth: 95 cm / 37.4 in
Weight: 23 kg

Pouf Square - Large - L500
Height: 42 cm / 16.5 in
Depth: 108 cm / 42.5 in
Depth: 108 cm / 42.5 in
Weight: 26 kg

Materials and construction

Removable cover. High-density cold foam covered with soft padding for extra comfort on inner wooden structure. The construction ensures excellent comfort, low distortion, high resistance to tears and tensile force, as well as outstanding breathability.

Feet: Black polypropylene
FSC™ Mix certified wood

Care

Please see fermiving.com for care and maintenance instructions

Packsize

1

Attention

This seating is tested to meet relevant strength and durability standards.
Tests are based on a person's weight of 110 kg / 242 lb

Test

EN 16139:2013
Furniture - Strength, durability, stability and safety
Requirements for non-domestic seating

Foam fire rating:

CAL117-2013 - pass
BS 5852 Crib5 - on request



Pouf Square - S500
95 x 95 cm



Pouf Square - L500
108 x 108 cm

Customisation Options

Fabric qualities

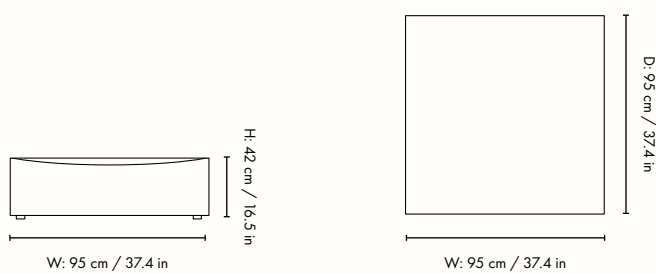


To see the specifications of each fabric and available colour assortment please go to the fabric and leather overview

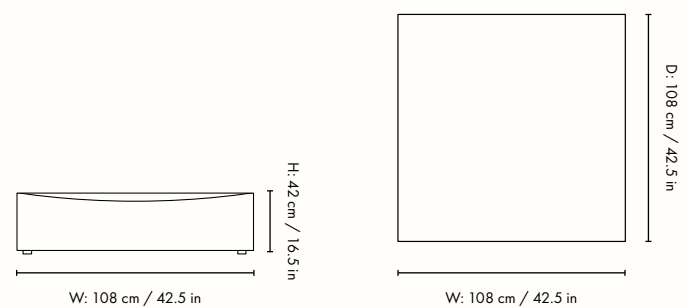


Measurements

Pouf - square - small



Pouf - square - large





Catena Pouf - Rectangular

Design by ferm LIVING

Product details

Provided with connection system to link modules together
Manufactured in Italy

Module numbers

Pouf Rectangular - Small - S501
Pouf Rectangular - Large - L501

Dimensions

Pouf Rectangular - Small - S501

Height: 42 cm / 16.5 in
Width: 95 cm / 37.4 in
Depth: 70 cm / 27.6 in
Weight: 19 kg

Pouf Rectangular - Large - L501

Height: 42 cm / 16.5 in
Width: 108 cm / 42.5 in
Depth: 78 cm / 30.7 in
Weight: 22 kg

Materials and construction

Removable cover. High-density cold foam covered with soft padding for extra comfort on inner wooden structure. The construction ensures excellent comfort, low distortion, high resistance to tears and tensile force, as well as outstanding breathability.

Feet: Black polypropylene
FSC™ Mix certified wood

Care

Please see fermiving.com for care and maintenance instructions

Packsize

1

Attention

This seating is tested to meet relevant strength and durability standards.
Tests are based on a person's weight of 110 kg / 242 lb

Test

EN 16139:2013

Furniture - Strength, durability, stability and safety
Requirements for non-domestic seating

Foam fire rating:

CAL117-2013 - pass
BS 5852 Crib5 - on request



Pouf Rectangular - S501
95 x 70 cm



Pouf Rectangular - L501
108 x 78 cm

Customisation Options

Fabric qualities



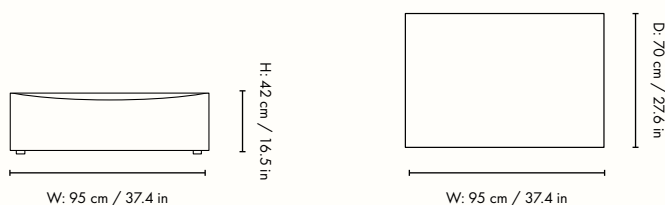
To see the specifications of each fabric and available colour assortment please go to the fabric and leather overview



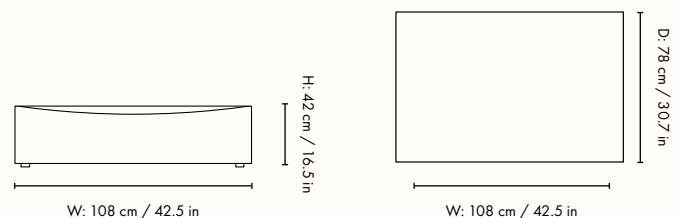
The mark of responsible forestry

Measurements

Pouf - rectangular - small



Pouf - rectangular - large



Catena Module Combination — Example 1



276 cm / 108.7 in

For this combination we used
1 x Armrest End Module - Left - L400
1 x Armrest End Module - Right - L401

Catena Module Combination — Example 2



W: 416 cm / 163.8 in

For this combination we used
1 x Open End Module - Left - L300
1 x Center Module - L100
1 x Armrest End Module - Right - L401

Catena Module Combination — Example 3



W: 276 cm / 108.7 in

For this combination we used
1 x Corner Module - Left - S400
1 x Center Module - S100
1 x Open End Module - Right - S301
1 x Pouf Square - S500

Catena Module Combination — Example 4



W: 335 cm / 131.9 in

For this combination we used
1 x Armrest End Module - Left - S400
1 x Center Module - S100
1 x Armrest End Module - Right - S401

Position of Connecting Clips

Catena module overview — small version

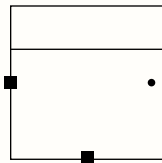


Fastening joint

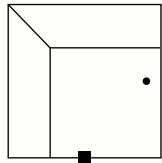


Crocodile clip

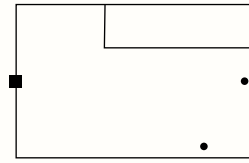
Center Module
S100



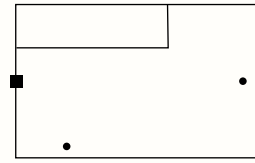
Connecting Corner Module
S200



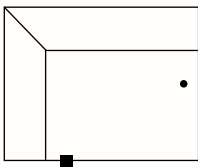
Open End Module - Left
S300



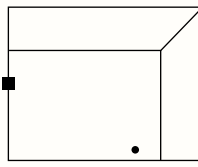
Open End Module - Right
S301



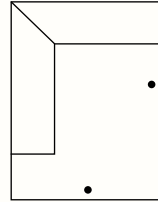
Armrest End Module - Left
S400



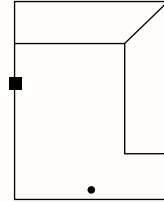
Armrest End Module - Right
S401



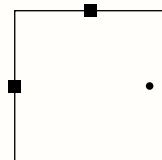
Chaise Longue - Left
S600



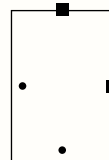
Chaise Longue - Right
S601



Pouf Square
S500



Pouf Rectangular
S501



Position of Connecting Clips

Catena module overview — large version

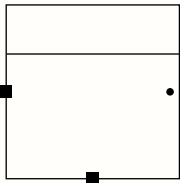


Fastening joint

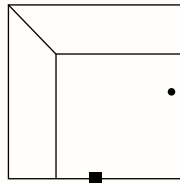


Crocodile clip

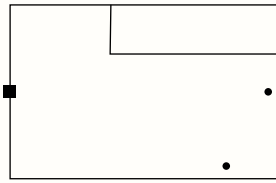
Center Module
L100



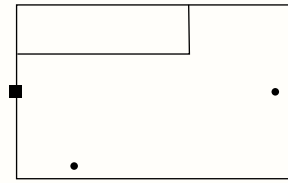
Connecting Corner Module
L200



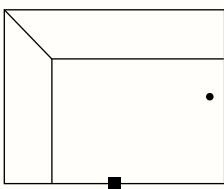
Open End Module - Left
L300



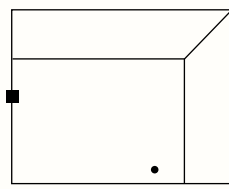
Open End Module - Right
L301



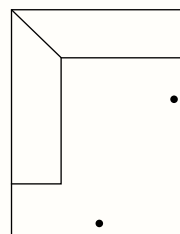
Armrest End Module - Left
L400



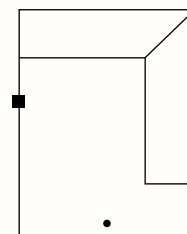
Armrest End Module - Right
L401



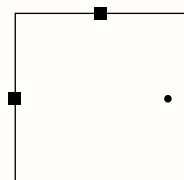
Chaise Longue - Left
L600



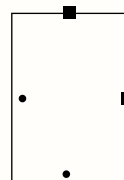
Chaise Longue - Right
L601



Pouf Square
L500



Pouf Rectangular
L501



Fabric and Leather Options

Catena Collection

Price Group 1

Cotton Linen	•
Brushed	
Soft Bouclé	•

Price Group 2

Faded Velvet	
Grain	•
Hot Madison	•
Rich Velvet	•
Main Line Flax	

Price Group 3

Bouclé	•
Check	•
Louisiana	•
Nordic Bouclé	•
Pasadena	•

Price Group 4

Confetti Bouclé	•
Leather - Ultra	
Rich Linen	•
Tonus 4	
Wool Bouclé	•

Price Group 5

Hallingdal 65	•
Leather - Envy	
Patchwork	•

Price Group 6*

Sheepskin	
-----------	--

* Only available for Buur Lounge Chair, Rico Lounge Chair and Rico Pouf.

Separate overview available for UK and US.



Space to feel comfortably you