

Audo

COPENHAGEN



EAVE MODULAR SOFA, 96, CONFIGURATIONS
Designed by *Norm Architects*

EAVE MODULAR SOFA 96, 2 SEATER, CONFIGURATION 1
Designed by *Norm Architects*

The result of a collaboration between Audo Copenhagen and Norm Architects, the Eave Collection of module sofas allows for total customisation of living and lounge spaces thanks to comfortable and generously proportioned corner, open end and chaise longue segments in softly minimal silhouettes.

PRODUCT OPTIONS



TECHNICAL SPECIFICATIONS

PRODUCT TYPE
Sofa

COLLI
1

ENVIRONMENT
Indoor

DIMENSIONS
H: 70 cm / 27,5"
SH: 40,5 cm / 15,9"
W: 192 cm / 75,5"
D: 96 cm / 37,8"
SD: 66 cm / 25,9"

PRODUCTION PROCESS
Each module is constructed with a structural frame made from chipboard, plywood and solid wood. Seat, backrest and armrests consist of a double foam layer with no-sag springs.

COLOUR
Dependent upon selected upholstery
Black glides (RAL 9005)

GLOSS
N / A

MATERIALS

Seat
Pine, plywood, MDF, steel (spring), HR
Foam and upholstery

Glides and connector
Plastic, steel, felt

WEIGHT
2 × Corner, 96: 38 kg / 83,8 lb

TEST
N / A

CERTIFICATIONS
TSCA title VI compliant

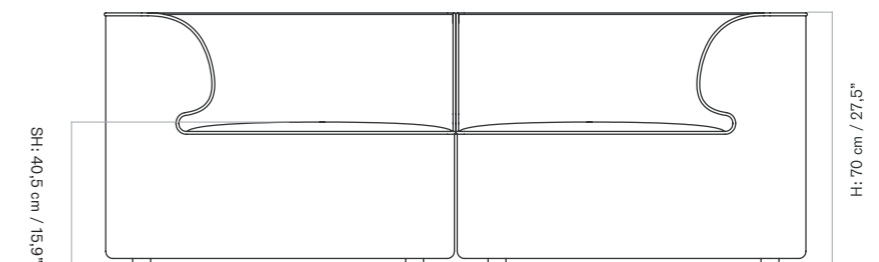
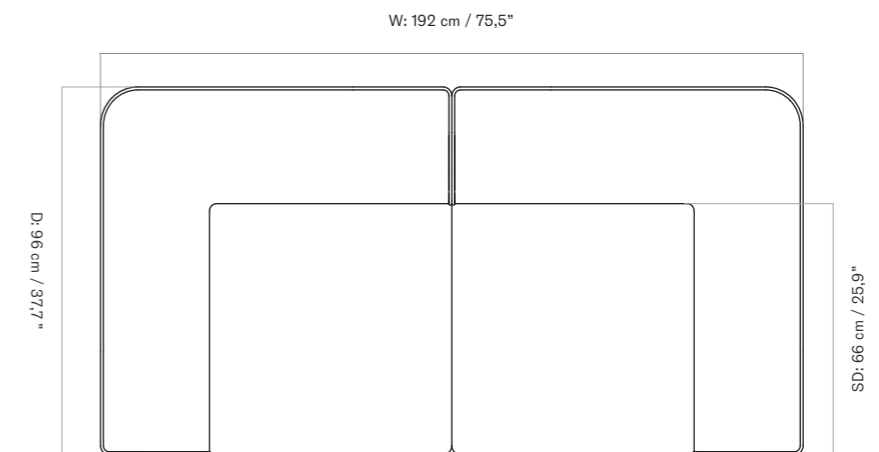
Declare.

PACKAGING TYPE
Brown box

PACKAGING MEASUREMENTS
(H × W × D)

2 × *Corner, 96*
73 cm × 98 cm × 102 cm /
28,7" × 38,6" × 40,2"

MATERIALS & MAINTENANCE
Please visit audocph.com for materials, care and maintenance instructions.



EAVE MODULAR SOFA 96, 3 SEATER, CONFIGURATION 2
Designed by *Norm Architects*

The result of a collaboration between Audo Copenhagen and Norm Architects, the Eave Collection of module sofas allows for total customisation of living and lounge spaces thanks to comfortable and generously proportioned corner, open end and chaise longue segments in softly minimal silhouettes.

PRODUCT OPTIONS



TECHNICAL SPECIFICATIONS

PRODUCT TYPE
Sofa

COLLI
1

ENVIRONMENT
Indoor

DIMENSIONS
H: 70 cm / 27,5"
SH: 40,5 cm / 15,9"
W: 267 cm / 105,1"
D: 96 cm / 37,8"
SD: 66 cm / 25,9"

PRODUCTION PROCESS
Each module is constructed with a structural frame made from chipboard, plywood and solid wood. Seat, backrest and armrests consist of a double foam layer with no-sag springs.

COLOUR
Dependent upon selected upholstery
Black glides (RAL 9005)

GLOSS
N / A

MATERIALS

Seat
Pine, plywood, MDF, steel (spring), HR
Foam and upholstery

Glides and connector
Plastic, steel, felt

WEIGHT
2 × Corner, 96: 38 kg / 83,8 lb
1 × Open Section, 96: 29 kg / 63,9 lb

TEST
N / A

CERTIFICATIONS
TSCA title VI compliant

Declare.

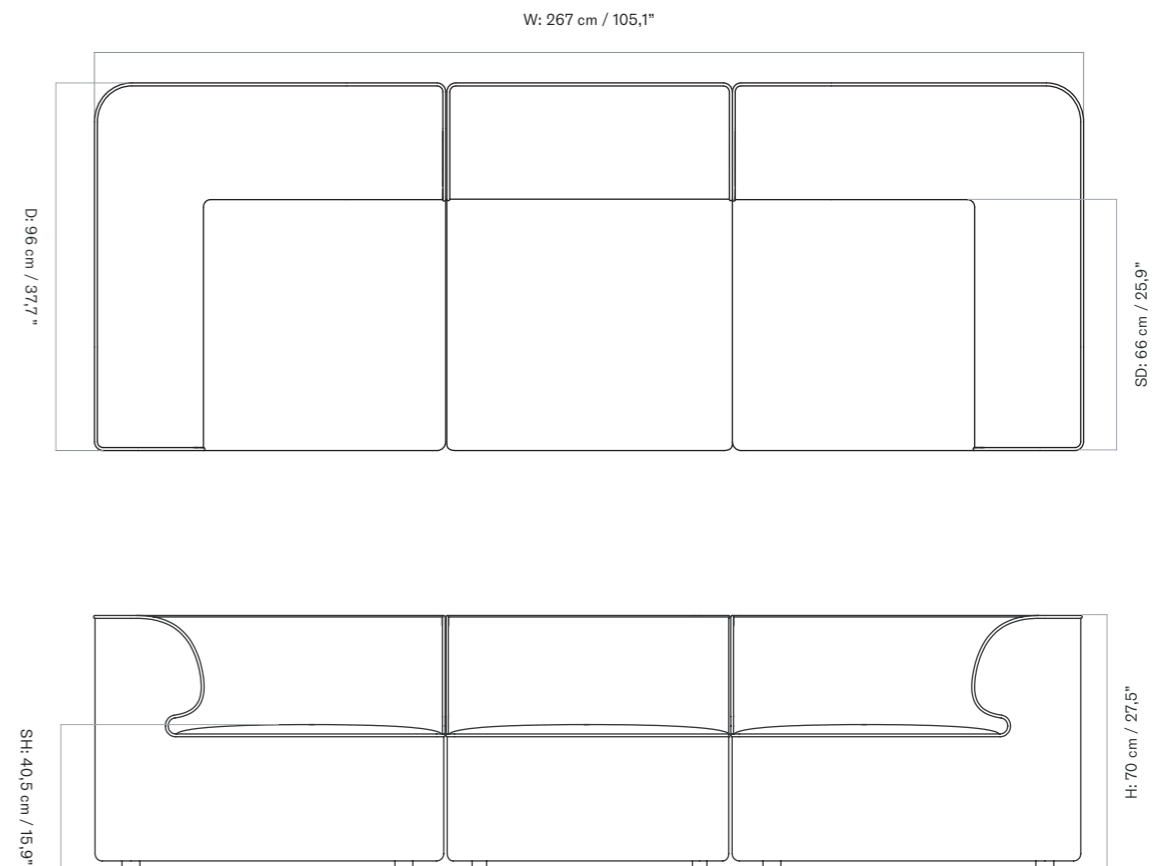
PACKAGING TYPE
Brown box

PACKAGING MEASUREMENTS
(H × W × D)

2 × *Corner, 96*
73 cm × 98 cm × 102 cm /
28,7" × 38,6" × 40,2"

1 × *Open section, 96*
73 cm × 77 cm × 98 cm /
27,7" × 30,3" × 38,6"

MATERIALS & MAINTENANCE
Please visit audocph.com for materials, care and maintenance instructions.



EAVE MODULAR SOFA 96, 2 SEATER, CONFIGURATIONS 3 & 4
Designed by *Norm Architects*

The result of a collaboration between Audo Copenhagen and Norm Architects, the Eave Collection of module sofas allows for total customisation of living and lounge spaces thanks to comfortable and generously proportioned corner, open end and chaise longue segments in softly minimal silhouettes.

PRODUCT OPTIONS

Configuration 3



Configuration 4



PRODUCT TYPE
Sofa

COLLI
1

ENVIRONMENT
Indoor

DIMENSIONS
H: 70 cm / 27,5"
SH: 40,5 cm / 15,9"
W: 288 cm / 113,3"
D: 96 cm / 37,8"
SD: 66 cm / 25,9"

PRODUCTION PROCESS
Each module is constructed with a structural frame made from chipboard, plywood and solid wood. Seat, backrest and armrests consist of a double foam layer with no-sag springs.

TECHNICAL SPECIFICATIONS

COLOUR
Dependent upon selected upholstery
Black glides (RAL 9005)

GLOSS
N / A

MATERIALS

Seat
Pine, plywood, MDF, steel (spring), HR
Foam and upholstery

Glides and connector
Plastic, steel, felt

WEIGHT
1 × Corner 144: 37,5 kg / 82,67 lb
1 × Open end 144: 37,5 kg / 82,67 lb

TEST
N / A

CERTIFICATIONS
TSCA title VI compliant

Declare.

PACKAGING TYPE
Brown box

PACKAGING MEASUREMENTS
(H × W × D)

1 × Corner 144
99 cm × 148 cm × 73 cm /
38,9" × 58,3" × 28,7"

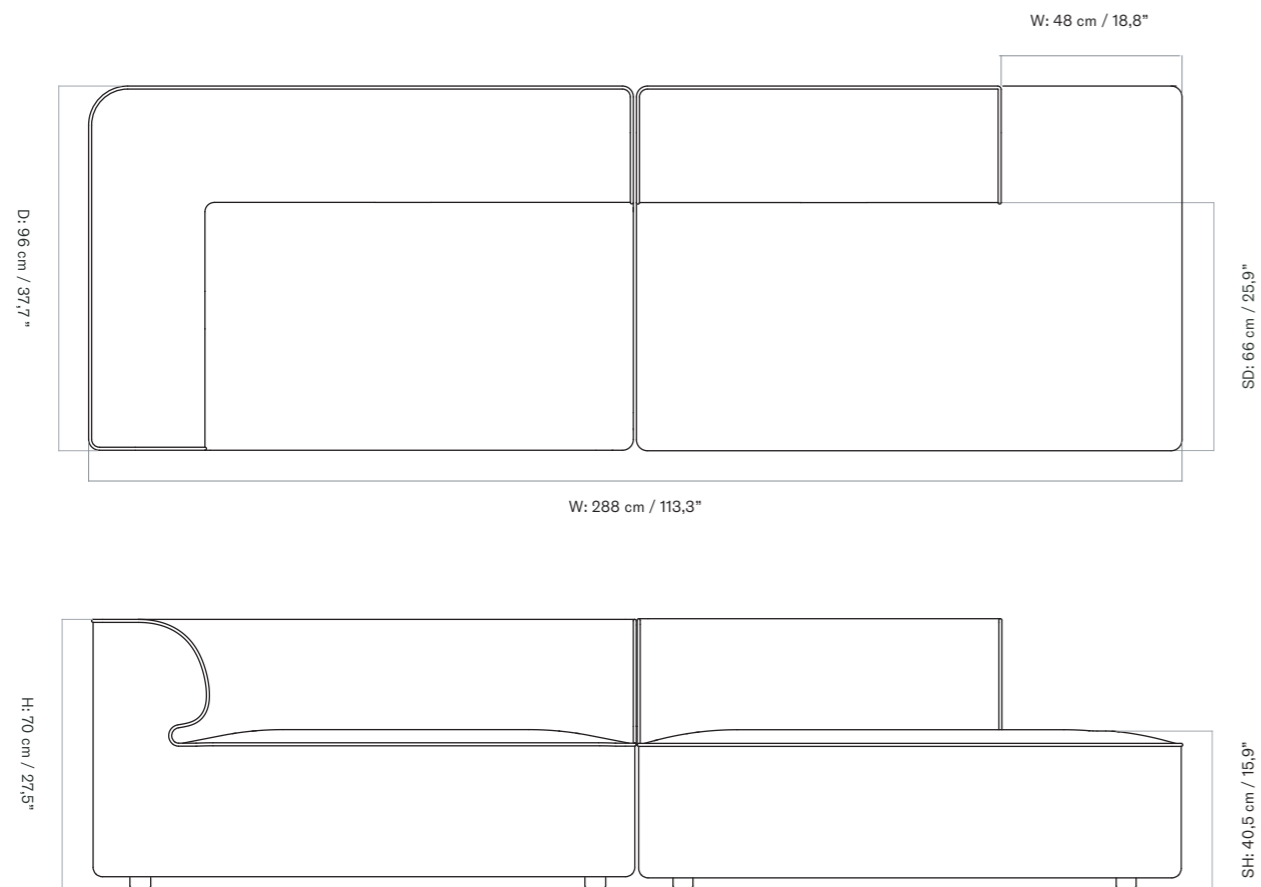
1 × Open end 144
99 cm × 148 cm × 73 cm /
38,9" × 58,3" × 28,7"

MATERIALS & MAINTENANCE
Please visit audocph.com for materials, care and maintenance instructions.



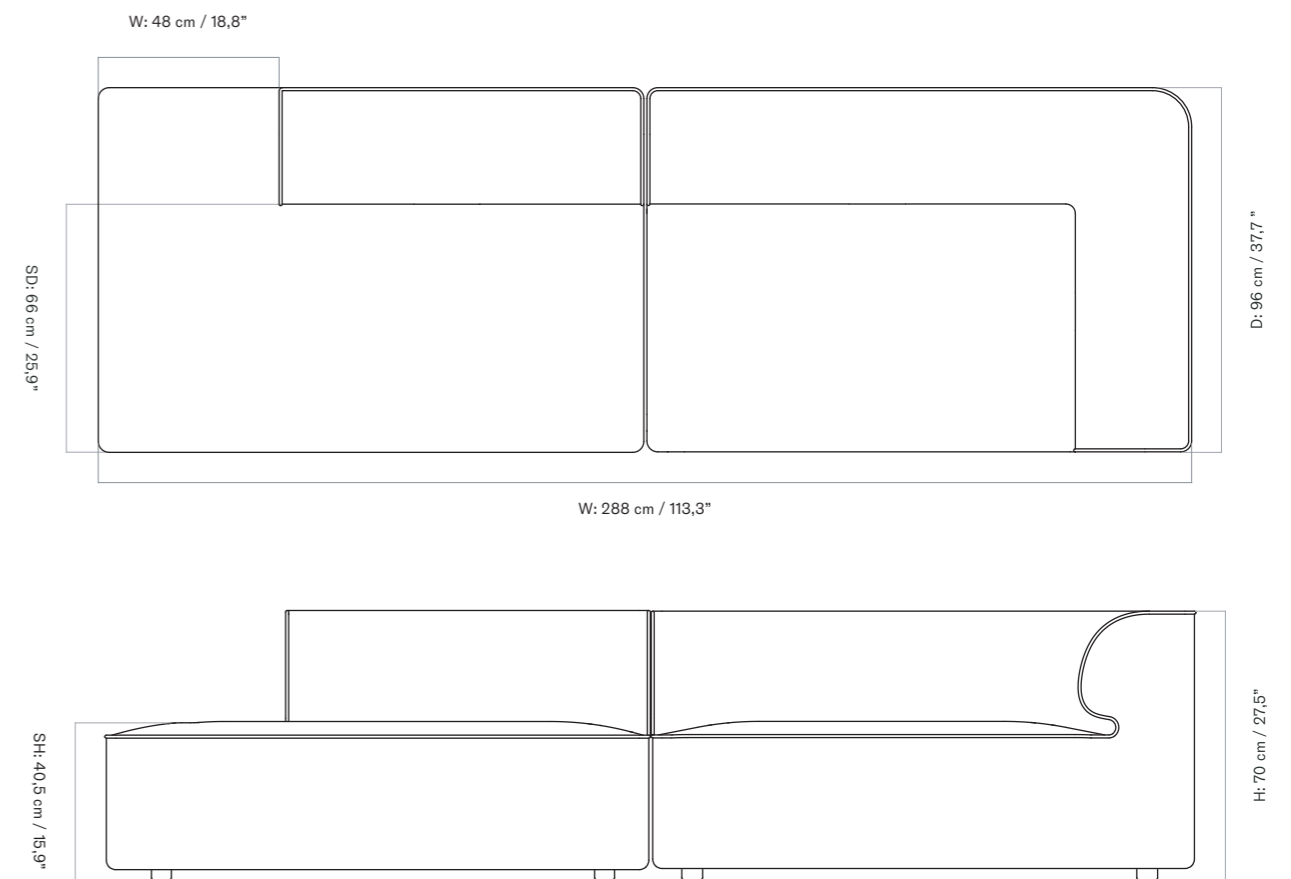
TECHNICAL SPECIFICATIONS

Configuration 3



TECHNICAL SPECIFICATIONS

Configuration 4



EAVE MODULAR SOFA 96, 2 SEATER, CONFIGURATIONS 5 & 6
Designed by *Norm Architects*

The result of a collaboration between Audo Copenhagen and Norm Architects, the Eave Collection of module sofas allows for total customisation of living and lounge spaces thanks to comfortable and generously proportioned corner, open end and chaise longue segments in softly minimal silhouettes.

PRODUCT OPTIONS

Configuration 5



Configuration 6



PRODUCT TYPE
Sofa

COLLI
1

ENVIRONMENT
Indoor

DIMENSIONS
H: 70 cm / 27,5"
SH: 40,5 cm / 15,9"
W: 240 cm / 94,4"
D: 96 cm / 37,8"
SD: 66 cm / 25,9"

PRODUCTION PROCESS
Each module is constructed with a structural frame made from chipboard, plywood and solid wood. Seat, backrest and armrests consist of a double foam layer with no-sag springs.

TECHNICAL SPECIFICATIONS

COLOUR
Dependent upon selected upholstery
Black glides (RAL 9005)

GLOSS
N / A

MATERIALS

Seat
Pine, plywood, MDF, steel (spring), HR
Foam and upholstery

Glides and connector
Plastic, steel, felt

WEIGHT
1 × Corner 144: 37,5 kg / 82,67 lb
1 × Chaise lounge 144: 37,5 kg / 82,67 lb

TEST
N / A

CERTIFICATIONS
TSCA title VI compliant

Declare.

PACKAGING TYPE
Brown box

PACKAGING MEASUREMENTS
(H × W × D)

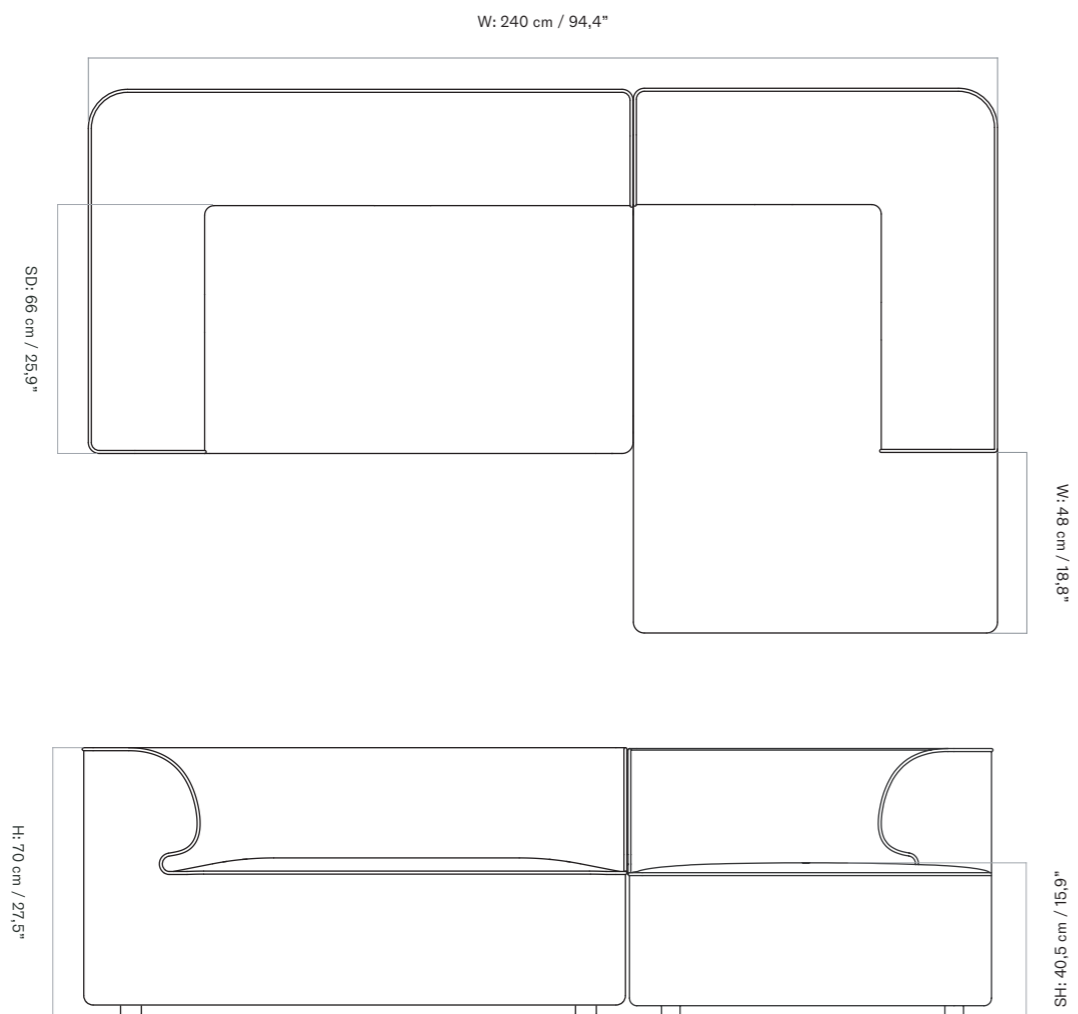
1 × *Corner 144*
99 cm × 148 cm × 73 cm /
38,9" × 58,3" × 28,7"

1 × *Chaise lounge 144*
99 cm × 148 cm × 73 cm /
38,9" × 58,3" × 28,7"

MATERIALS & MAINTENANCE
Please visit audocph.com for materials, care and maintenance instructions.

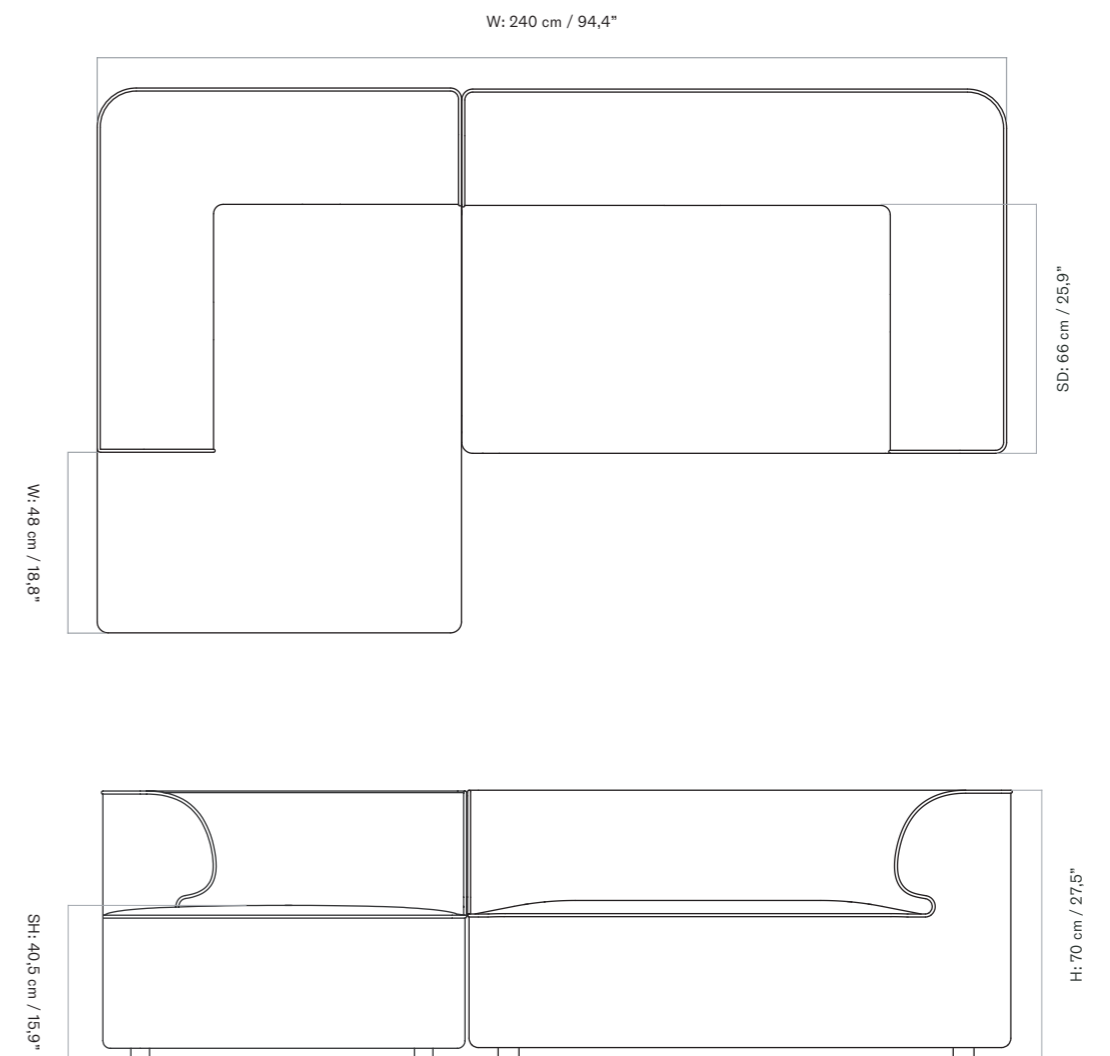
TECHNICAL SPECIFICATIONS

Configuration 5



TECHNICAL SPECIFICATIONS

Configuration 6



The result of a collaboration between Audoc Copenhagen and Norm Architects, the Eave Collection of module sofas allows for total customisation of living and lounge spaces thanks to comfortable and generously proportioned corner, open end and chaise longue segments in softly minimal silhouettes.

PRODUCT OPTIONS

Configuration 7



Configuration 8



PRODUCT TYPE
Sofa

COLLI
1

ENVIRONMENT
Indoor

DIMENSIONS
 H: 70 cm / 27,5"
 SH: 40,5 cm / 15,9"
 W: 240 cm / 94,4"
 D: 96 cm / 37,8"
 SD: 66 cm / 25,9"

PRODUCTION PROCESS
 Each module is constructed with a structural frame made from chipboard, plywood and solid wood. Seat, backrest and armrests consist of a double foam layer with no-sag springs.

TECHNICAL SPECIFICATIONS

COLOUR
 Dependent upon selected upholstery
 Black glides (RAL 9005)

GLOSS
N / A

MATERIALS

Seat
 Pine, plywood, MDF, steel (spring), HR
 Foam and upholstery

Glides and connector
 Plastic, steel, felt

WEIGHT
 2 × Chaise lounge 144: 37,5 kg / 82,67 lb

TEST
N / A

CERTIFICATIONS
 TSCA title VI compliant

Declare.

PACKAGING TYPE
 Brown box

PACKAGING MEASUREMENTS
 (H × W × D)

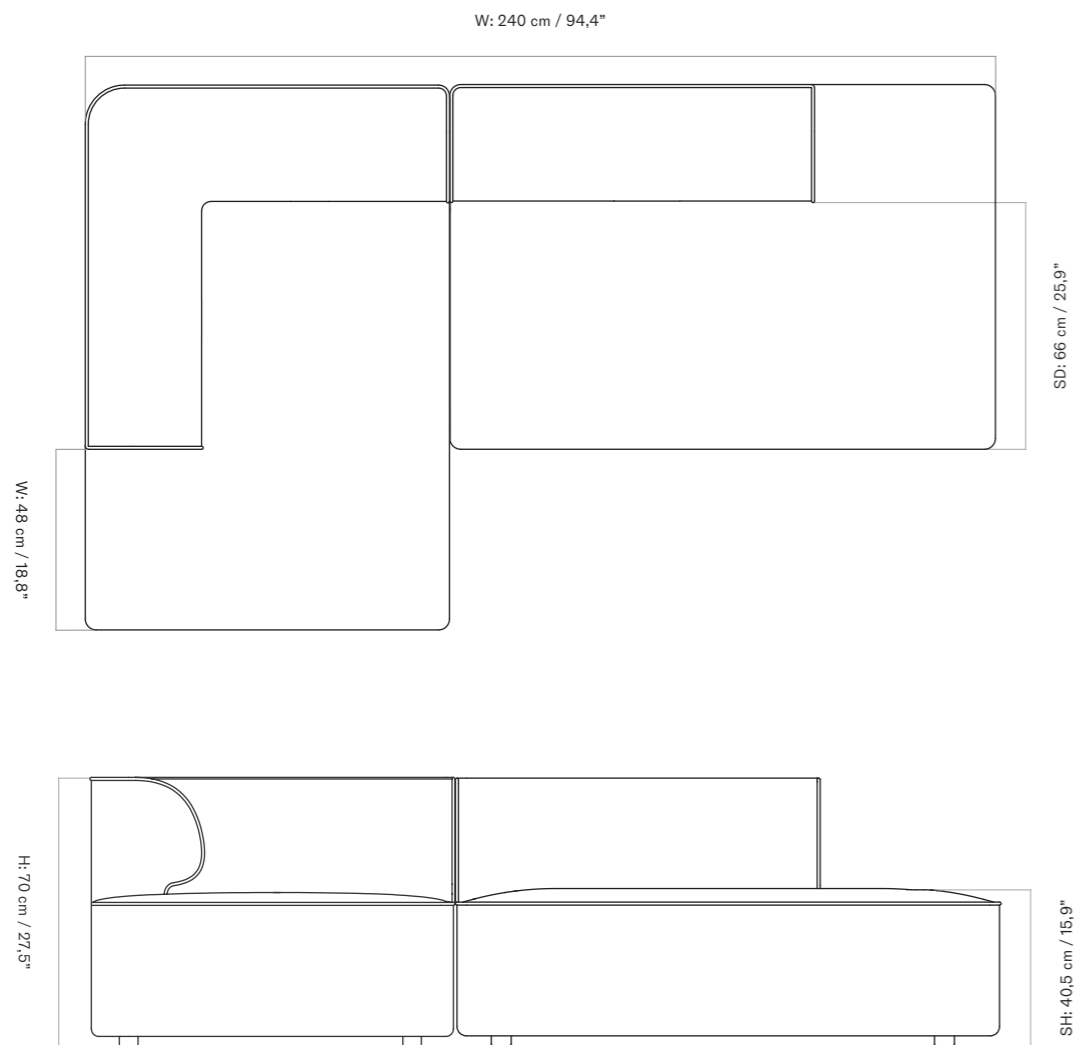
2 × Chaise lounge 144
 99 cm × 148 cm × 73 cm /
 38,9" × 58,3" × 28,7"

MATERIALS & MAINTENANCE
 Please visit audocph.com for materials, care and maintenance instructions.



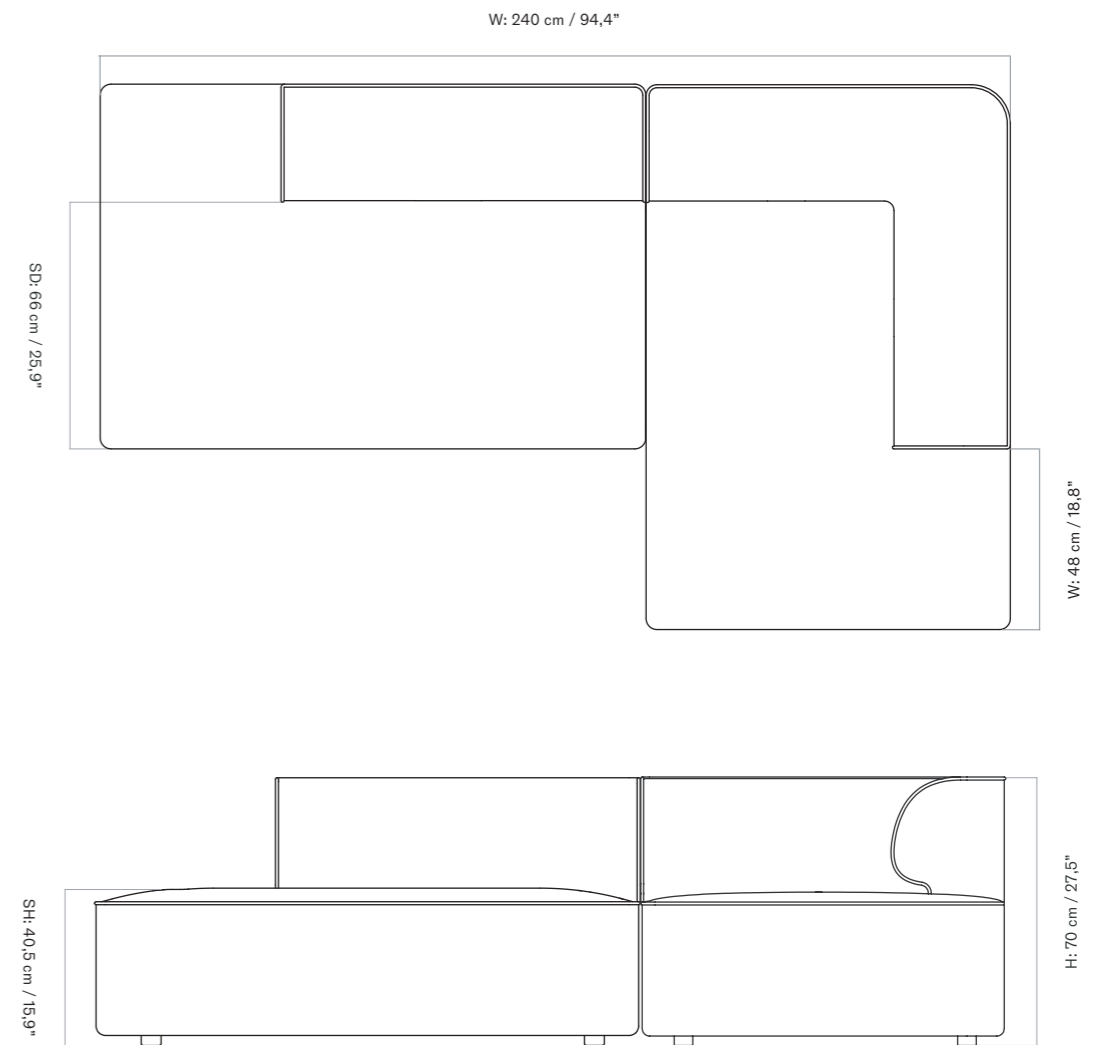
TECHNICAL SPECIFICATIONS

Configuration 7



TECHNICAL SPECIFICATIONS

Configuration 8



EAVE MODULAR SOFA, 96, 3 SEATER, CONFIGURATIONS 9 & 10
Designed by *Norm Architects*

The result of a collaboration between Audo Copenhagen and Norm Architects, the Eave Collection of module sofas allows for total customisation of living and lounge spaces thanks to comfortable and generously proportioned corner, open end and chaise longue segments in softly minimal silhouettes.

PRODUCT OPTIONS

Configuration 9



Configuration 10



PRODUCT TYPE
Sofa

COLLI
1

ENVIRONMENT
Indoor

DIMENSIONS
H: 70 cm / 27,5"
SH: 40,5 cm / 15,9"
W: 315 cm / 124"
D: 96 cm / 37,8"
SD: 66 cm / 25,9"

PRODUCTION PROCESS
Each module is constructed with a structural frame made from chipboard, plywood and solid wood. Seat, backrest and armrests consist of a double foam layer with no-sag springs.

TECHNICAL SPECIFICATIONS

COLOUR
Dependent upon selected upholstery
Black glides (RAL 9005)

GLOSS
N / A

MATERIALS

Seat
Pine, plywood, MDF, steel (spring), HR
Foam and upholstery

Glides and connector
Plastic, steel, felt

WEIGHT
1 × Open section, 96: 29 kg / 63,9 lb
1 × Open end 144: 37,5 kg / 82,67 lb
1 × Chaise lounge 144: 37,5 kg / 82,67 lb

TEST
N / A

CERTIFICATIONS
TSCA title VI compliant

Declare.

PACKAGING TYPE
Brown box

PACKAGING MEASUREMENTS
(H × W × D)

1 × *Open section, 96*
73 cm × 77 cm × 98 cm /
27,7" × 30,3" × 38,6"

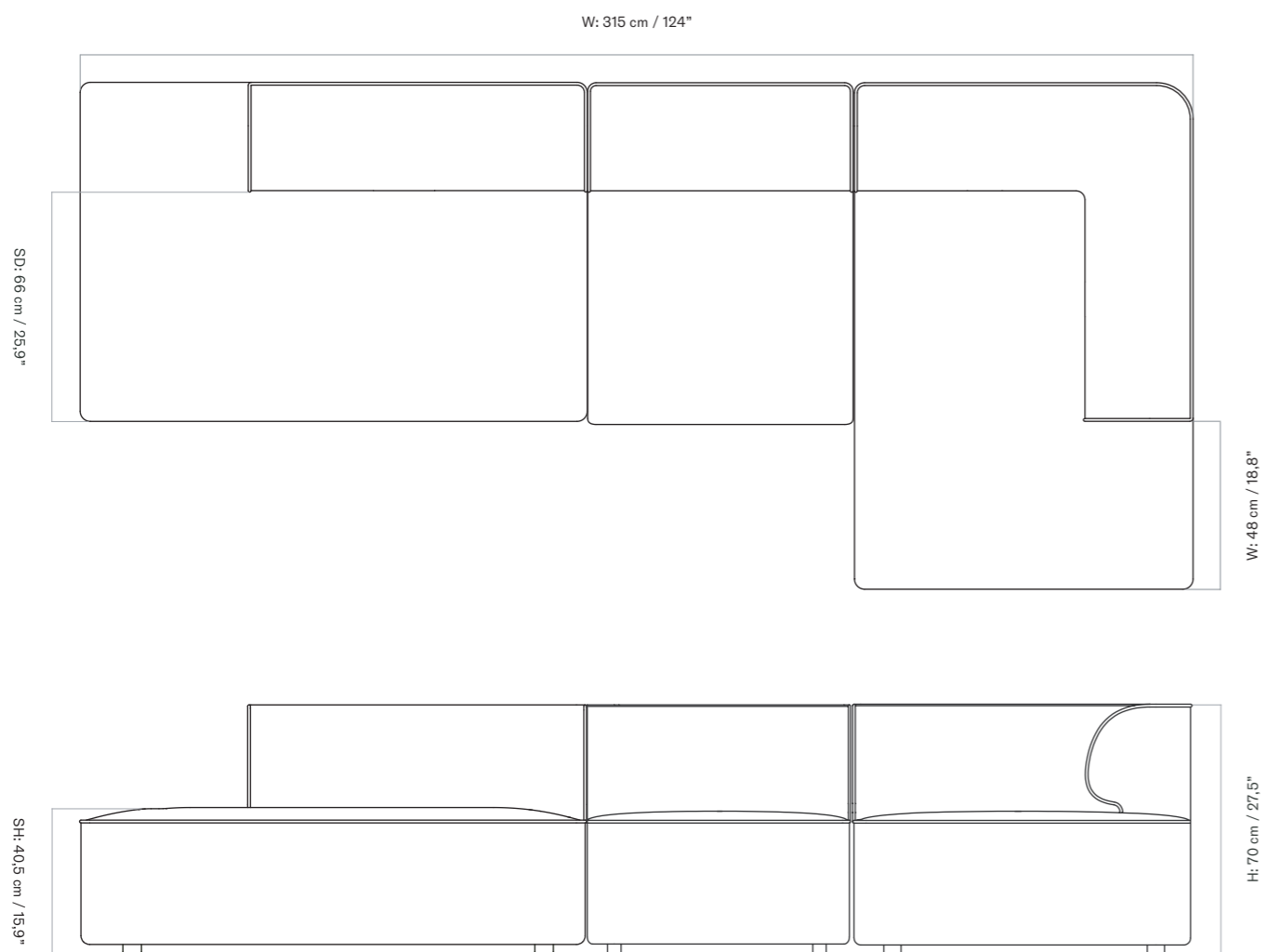
1 × *Open end 144*
99 cm × 148 cm × 73 cm /
38,9" × 58,3" × 28,7"

1 × *Chaise lounge 144*
99 cm × 148 cm × 73 cm /
38,9" × 58,3" × 28,7"

MATERIALS & MAINTENANCE
Please visit audocph.com for materials, care and maintenance instructions.

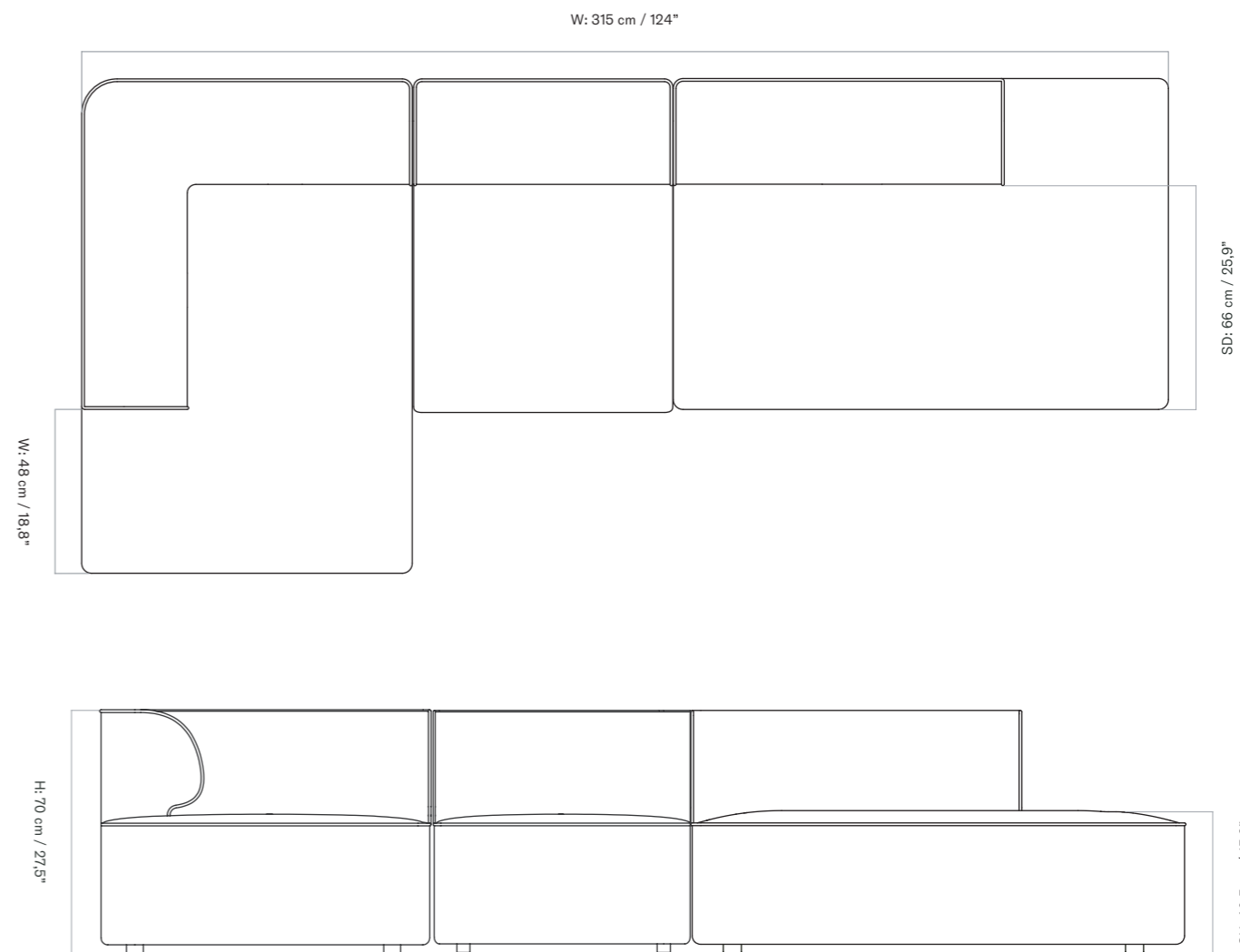
TECHNICAL SPECIFICATIONS

Configuration 9



TECHNICAL SPECIFICATIONS

Configuration 10



EAVE MODULAR SOFA, 96, 3 SEATER, CONFIGURATIONS 11 & 12
Designed by *Norm Architects*

The result of a collaboration between Audo Copenhagen and Norm Architects, the Eave Collection of module sofas allows for total customisation of living and lounge spaces thanks to comfortable and generously proportioned corner, open end and chaise longue segments in softly minimal silhouettes.

PRODUCT OPTIONS

Configuration 11



Configuration 12



PRODUCT TYPE
Sofa

COLLI
1

ENVIRONMENT
Indoor

DIMENSIONS
H: 70 cm / 27,5"
SH: 40,5 cm / 15,9"
W: 267 cm / 105,1"
D: 96 cm / 37,8"
SD: 66 cm / 25,9"

PRODUCTION PROCESS
Each module is constructed with a structural frame made from chipboard, plywood and solid wood. Seat, backrest and armrests consist of a double foam layer with no-sag springs.

TECHNICAL SPECIFICATIONS

COLOUR
Dependent upon selected upholstery
Black glides (RAL 9005)

GLOSS
N / A

MATERIALS

Seat
Pine, plywood, MDF, steel (spring), HR
Foam and upholstery

Glides and connector
Plastic, steel, felt

WEIGHT
1 × Corner, 96: 38 kg / 83,8 lb
1 × Open section, 96: 29 kg / 63,9 lb
1 × Chaise lounge 144: 37,5 kg / 82,67 lb

TEST
N / A

CERTIFICATIONS
TSCA title VI compliant

Declare.

PACKAGING TYPE
Brown box

PACKAGING MEASUREMENTS
(H × W × D)

1 × Corner, 96
73 cm × 98 cm × 102 cm /
28,7" × 38,6" × 40,2"

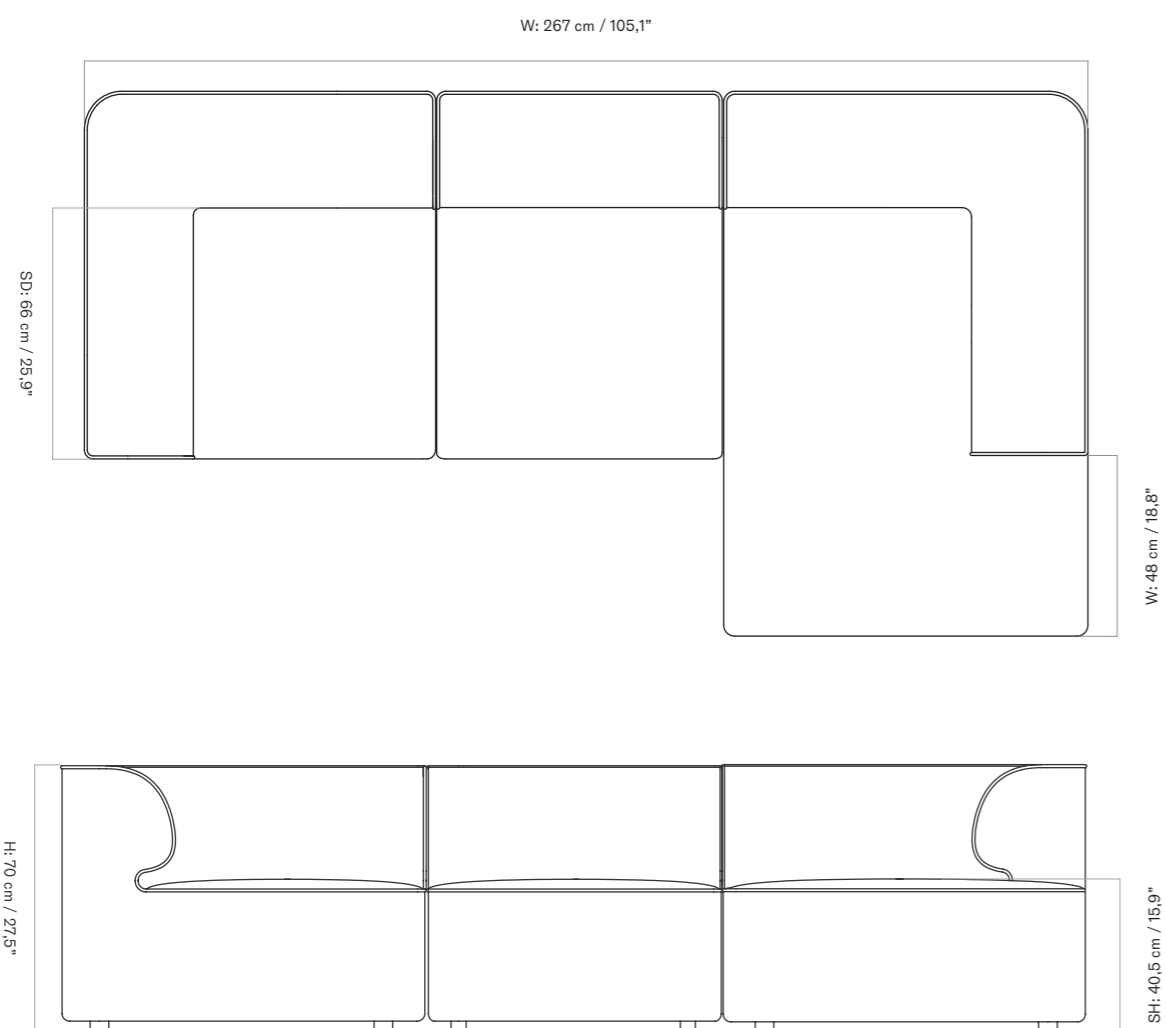
1 × Open section, 96
73 cm × 77 cm × 98 cm /
27,7" × 30,3" × 38,6"

1 × Chaise lounge 144
99 cm × 148 cm × 73 cm /
38,9" × 58,3" × 28,7"

MATERIALS & MAINTENANCE
Please visit audocph.com for materials, care and maintenance instructions.

TECHNICAL SPECIFICATIONS

Configuration 11



TECHNICAL SPECIFICATIONS

Configuration 12

