

FIFTY-FIFTY LAMP COLLECTION

PRODUCT FACT SHEET



FIFTY-FIFTY COLLECTION

DESIGN BY SAM WELLER, 2018

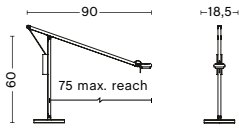
Named Fifty-Fifty after the lamp's counterweight system that creates equilibrium between the two parts, it is clear to see how Sam Weller's references to physics and engineering influence the design. Based on the idea of stripping a multi-purpose task light to its fundamental elements, Fifty Fifty balances refined, pared-back aesthetics with optimal functionality.

Configurable aluminium components minimise the overall complexity of the design and manufacturing process, creating a feature of the joints and mechanisms that is consistent throughout the entire series. The single cantilever arm is easy to tilt and pivot, featuring a touch-sensitive dimmer switch for precisely positioning and controlling the light source. The collection comprises table, wall and floor lamps.

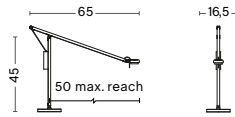
HIGHLIGHTS

- Part of a progressive and technologically advanced lighting collection.
- A family of multifunctional task lamps that can be used free standing, on a desk or placed on the floor.
- CE approved.
- Integrated LED light source ensuring a life span of at least 25,000 hours of use.
- Integrated touch step dimmer switch.
- Table and floor lamps suitable for both private and office environments.
- Also available as a wall lamp that can be mounted on the wall with steel brackets.
- Qualified for contract use.
- For indoor use only.

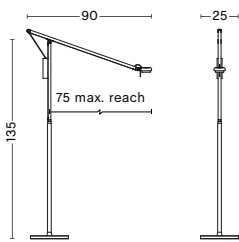
DIMENSIONS



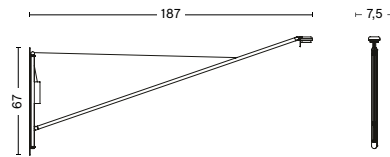
FIFTY-FIFTY TABLE LAMP WITH TABLE BASE
WIDTH 18,5 CM
DEPTH 90 CM
HEIGHT 60 CM
MAX. ARM REACH 75 CM



FIFTY-FIFTY MINI TABLE LAMP
WIDTH 16,5 CM
DEPTH 65 CM
HEIGHT 45 CM
MAX. ARM REACH 50 CM



FIFTY-FIFTY FLOOR LAMP
HEIGHT 135 CM
LENGTH 90 CM
WIDTH 25 CM
MAX. ARM REACH 75 CM



FIFTY-FIFTY WALL LAMP
WIDTH 7,5 CM
DEPTH 187 CM
HEIGHT 67 CM

MATERIALS

LAMP BODY

Extruded aluminium arms with die cast aluminium joints and head.

TABLE LAMP BASE

Die cast aluminium with internal sand cast iron counter weight. Powder coated steel base plate with foam pad protector.

FLOOR LAMP BASE

Extruded aluminium tube with die cast aluminium inserts. Machined steel plate base plate with foam pad protector.

WALL BRACKET








Machined steel wall bracket and counterweight.

CORD

Black silicone cable.

COLOUR & FINISH

Please note that the colour codes are indicative.

SHELL	SIZE	TABLE LAMP WITH TABLE BASE	MINI TABLE LAMP	FLOOR LAMP	FIFTY-FIFTY WALL
SOFT BLACK					
CREAM WHITE					

FIFTY-FIFTY TABLE, MINI & FLOOR LAMP

TECHNICAL SPECIFICATIONS

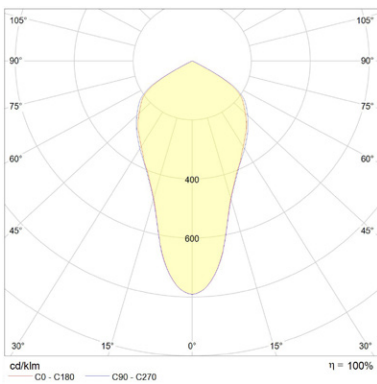
LIGHT SOURCE	POWER (WATTS)	DIMMABLE	POWER SUPPLY	CORD LENGTH	SWITCH
Integrated LED	4W	Yes	220-240V AC at 50/60Hz UK/EU plug mounted adapter	200 cm	Touch step dimmer

TEST SPECIFICATIONS*

FLUX (LUMENS)	CCT (KELVIN)	CRI (1-100)
360lm	3000k, warm white	85

*Photometrics and the specifications shown are taken using the integrated LED light source fitted in the production luminaire.

PHOTOMETRICS



CERTIFICATES

CE APPROVED

This product has been assessed and complies with the essential requirements of the relevant European directives.



Tested according to the following European EN IEC standards which relate specifically to electrical lighting products including

- EN 55015:2013 (radio disturbance)
- EN 61547:2009 (EMC immunity)
- EN 61000-3-2:2014 (EMC compatibility)
- EN 61000-3-3:2013 (EMC compatibility)
- EN 60598-2-4:1997 (portable luminaires)
- EN 60598-1:2015 (general requirements)
- EN 62493:2010 (human exposure to EMC)

COUNTRY OF ORIGIN

China

DOWNLOADS

Packshots and lifestyle photos, 2D / 3D files, care and maintenance, instructions, test certificates, product fact sheets, and product presentations are available in our Digital Library at hay.com.

[LINK TO DIGITAL LIBRARY](#)

FIFTY-FIFTY WALL LAMP

TECHNICAL SPECIFICATIONS

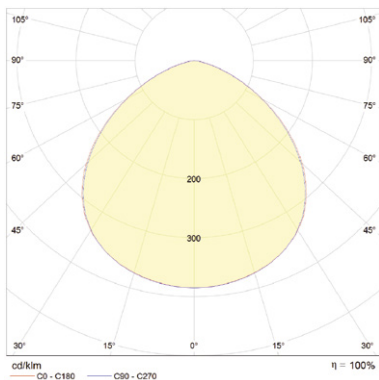
LIGHT SOURCE	POWER (WATTS)	DIMMABLE	POWER SUPPLY	CORD LENGTH	SWITCH
Integrated LED	7.7W	Yes	220-240V AC at 50/60Hz UK/EU plug mounted adapter	300 cm	Touch step dimmer

TEST SPECIFICATIONS*

FLUX (LUMENS)	CCT (KELVIN)	CRI (1-100)
700lm	3000k, warm white	85

*Photometrics and the specifications shown are taken using the integrated LED light source fitted in the production luminaire.

PHOTOMETRICS



CERTIFICATES

CE APPROVED

This product has been assessed and complies with the essential requirements of the relevant European directives.

LED  IP20  

Tested according to the following european EN IEC standards which relate specifically to electrical lighting products including

- EN 55015:2013 (radio disturbance)
- EN 61547:2009 (EMC immunity)
- EN 61000-3-2:2014 (EMC compatibility)
- EN 61000-3-3:2013 (EMC compatibility)
- EN 60598-2-4:1997 (portable luminaires)
- EN 60598-1:2015 (general requirements)
- EN 62493:2010 (human exposure to EMC)

COUNTRY OF ORIGIN

China

DOWNLOADS

Packshots and lifestyle photos, 2D / 3D files, care and maintenance, instructions, test certificates, product fact sheets, and product presentations are available in our Digital Library at hay.com.

[LINK TO DIGITAL LIBRARY](#)